

DISTRESS SIGNALS

To be used by Ships, Aircraft
or Persons in Distress

FLARES

Fire rocket vertically.

If windy fire 15°
downwind.

NEVER fire a parachute flare
if a helicopter is approaching.

Handheld pinpoint
flare shows exactly
where you are – use
inshore or in sight
of other vessels.

In low cloud
fire at 45°.

wind

NEVER fire into the wind.

Orange smoke for
use by day – especially
in bright sunlight.

wind

Hold the arm's length downwind –
don't look directly at the flare.

floating
orange smoke

for use at night or in dull
conditions to pinpoint position

white collision
warning flare

long range
signal for use
offshore

handheld
orange smoke

Maritime & Coastguard Agency
Communication and Innovation
Bay 2/30, Spring Place
105 Commercial Road
Southampton SO15 1EG


Tel: +44 (0) 23 8032 9146
Fax: +44 (0) 23 8032 9204

MCA/099

Reproduced by kind permission of the RYA

LIFE SAVING SIGNALS

For Ships, Aircraft
or Persons in Distress



THIS LEAFLET GIVES THE ILLUSTRATED
TABLE OF LIFE SAVING SIGNALS REQUIRED
BY V/29 OF SOLAS

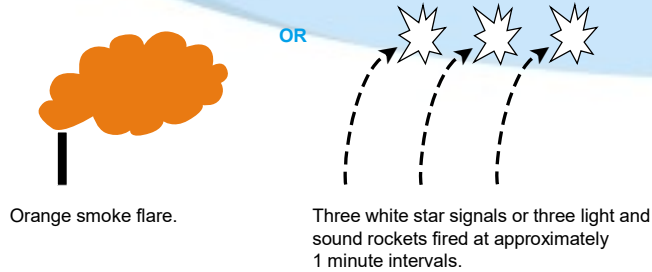
LIFE SAVING SIGNALS

To be used by Ships, Aircraft or Persons in Distress




Search and Rescue Unit Replies

You have been seen, assistance will be given as soon as possible.




Shore to Ship Signals





Safe to land here.



Landing here is dangerous. Additional signals mean safer landing in direction indicated.



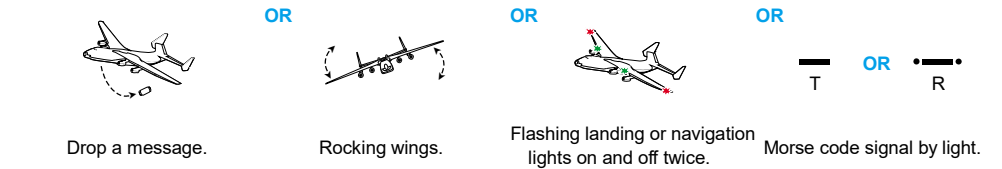
Surface to Air Signals

Message	International Code of Signals	ICAO Visual Signals
I require assistance	V  ...-	V
I require medical assistance	W  -.-	X
No or negative	N  -.	N
Yes or affirmative	C  -.-.	Y
Proceeding in this direction		↑

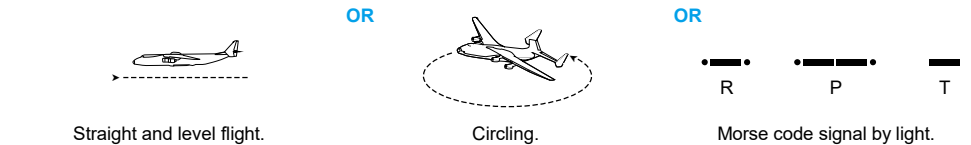
Note: Use International Code of Signal by means of lights or flags or by laying out the symbol on the deck or ground with items which have a high contrast to the background.

Air to Surface Replies

Message Understood.

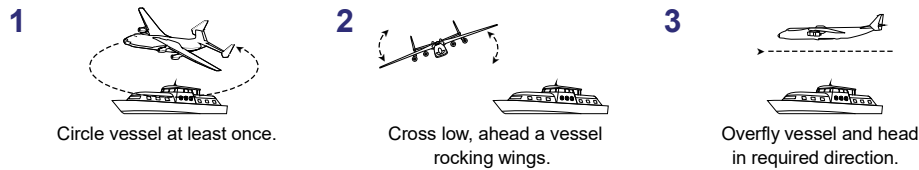


Message Not Understood – Repeat.



Air to Surface Direction Signals

Sequence of 3 manoeuvres meaning proceed to this direction.



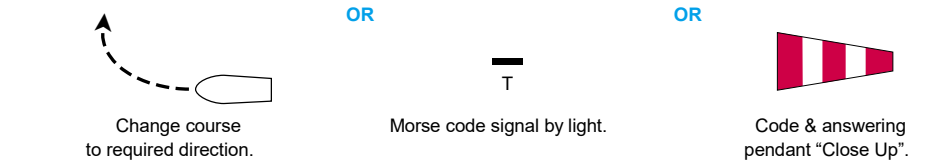
Your assistance is no longer required.



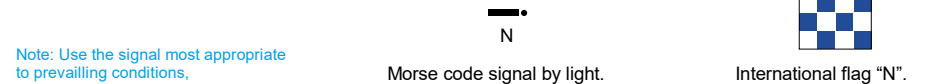
Note: As a non preferred alternative to rocking wings, varying engine tone or volume may be used.

Surface to Air Replies

Message Understood – I will comply.



I am unable to comply.



Note: Use the signal most appropriate to prevailing conditions.